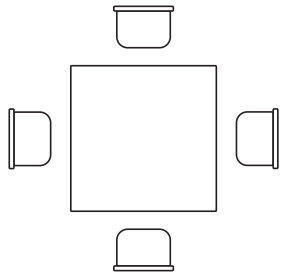
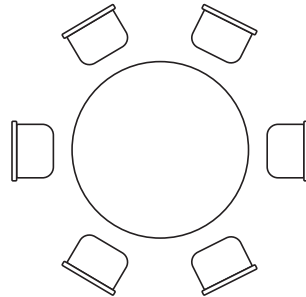




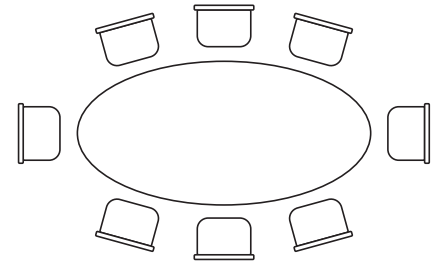
The following diagrams will provide guidelines for different size and shape dining tables. Diagrams are based on chairs that are 20" wide. The allowance between chairs should be 2". For larger chairs, please adjust as needed.



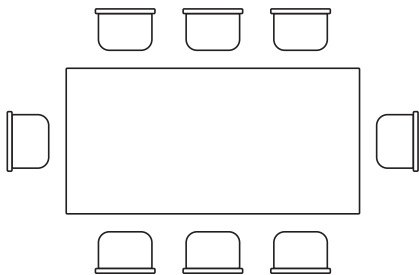
40" Tables Seat 4



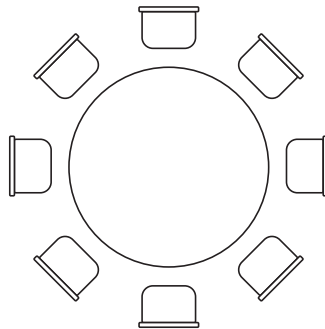
47"-54" Tables Seat 6



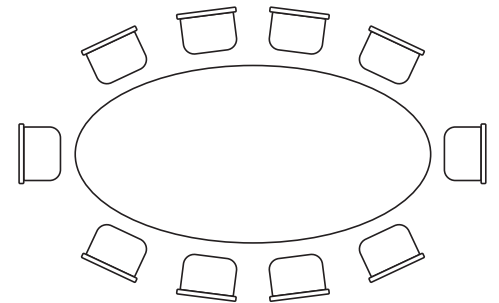
72"-84" Tables Seat 8



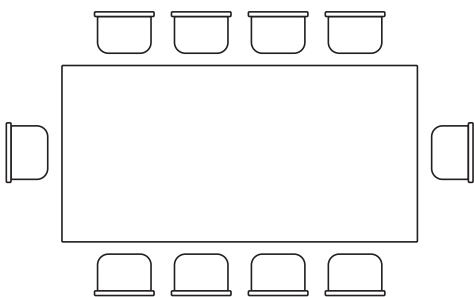
72"-84" Tables Seat 8\*



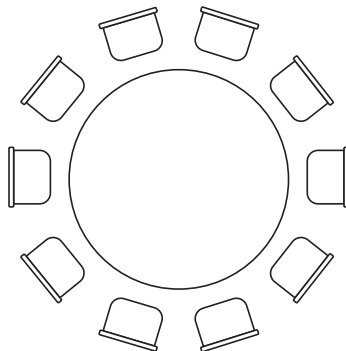
60" Tables Seat 8



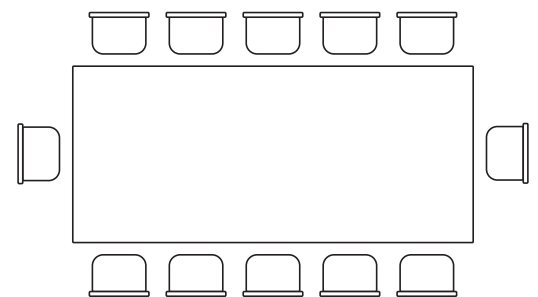
96" Tables Seat 10



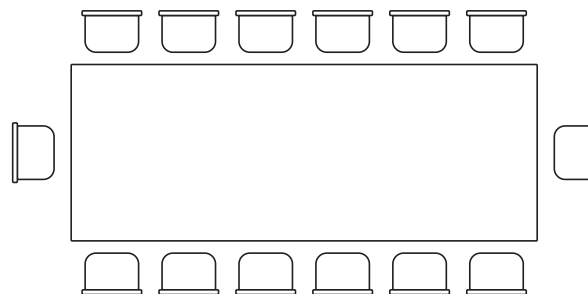
88"-96" Tables Seat 10\*



72" Tables Seat 10



110"-118" Tables Seat 12\*



132" Tables Seat 14

\*Grier 88" and 72" Tables Seat 6. Grier 110" Table Seats 8.